

USER MANUAL

Telangana / Other State Students



JnānaBhūmi

Enabling Excellence

A Smart Education Portal

1. Go to <https://jnanabhumi.ap.gov.in/>

Click on **Telangana /Other state Application form.**

The screenshot shows the JnanaBhumi website interface. The main navigation menu includes 'Post matric Scholarship', 'Pre matric Scholarship', 'Corporate Admissions', 'Best available Schools', 'YSR Vidyanathi', 'Overseas Education', 'Skill Upgradation', 'Residential Schools & Hostels', 'Examinations', 'Online Affiliations', 'Exam Results', and 'Recruitment'. The 'Post matric Scholarship' icon is circled in red. Below the navigation menu, the 'Post matric Scholarship' section is displayed, with the 'Telangana / Other State Application Form' link highlighted in a red box. A red arrow points to the 'Post matric Scholarship' icon in the navigation menu. The page also features a bar chart showing the number of students and a message board with a notice about the OTA being enabled in District Welfare officer logins.

2. Select the state in which student is studying .

STUDENT REGISTRATION FOR THE ACADEMIC YEAR (2017-18)

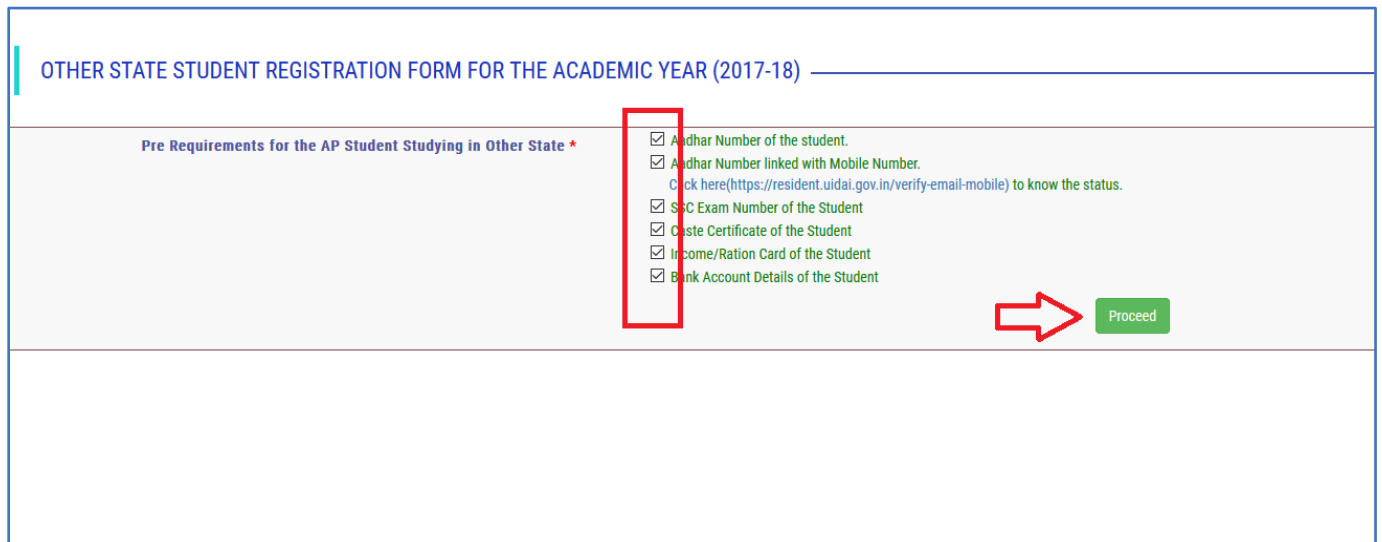
Are You Studying in : *

Other State Telangana State



2.1. Other State / Telangana students.

1. Select all the Pre-Requirements options and click “Proceed “ as shown below.



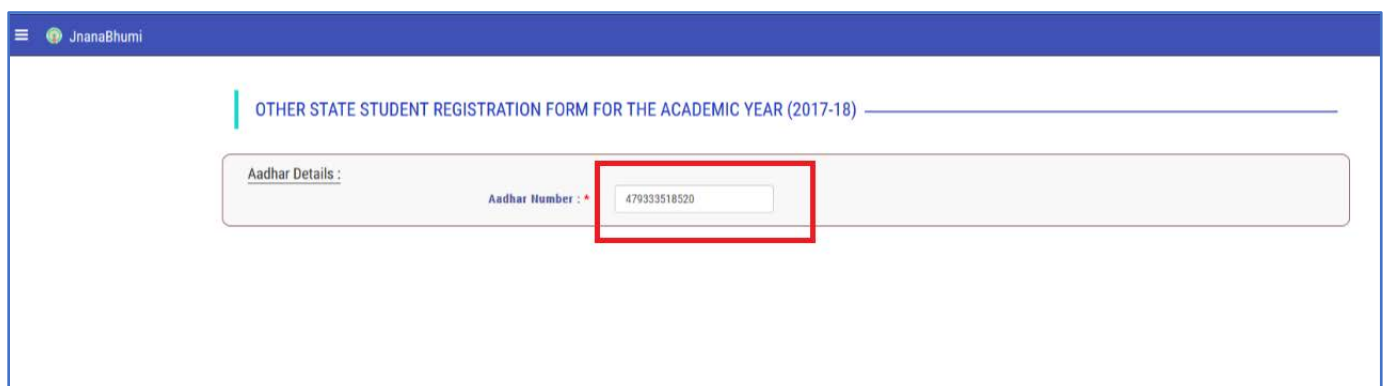
OTHER STATE STUDENT REGISTRATION FORM FOR THE ACADEMIC YEAR (2017-18)

Pre Requirements for the AP Student Studying in Other State *

- Aadhar Number of the student.
- Aadhar Number linked with Mobile Number.
Click here(<https://resident.uidai.gov.in/verify-email-mobile>) to know the status.
- SSC Exam Number of the Student
- Caste Certificate of the Student
- Income/Ration Card of the Student
- Bank Account Details of the Student

Proceed

2. Enter the student AADHAR number .



JnanaBhumi

OTHER STATE STUDENT REGISTRATION FORM FOR THE ACADEMIC YEAR (2017-18)

Aadhar Details :

Aadhar Number : * 479333518520

3. System asks for confirmation of usage of UIDAI details of the student in pop window as shown and click “YES”.

OTHER STATE STUDENT REGISTRATION FORM FOR THE ACADEMIC YEAR (2017-18)

Aadhar Details :

Aadhar Number : * 479333518520

I voluntarily give my consent to;

- Use my Aadhaar details to authenticate me from UIDAI
- Use my registered mobile number on UIDAI database to receive SMS

Yes No

4. Student to enter the following details.
 - a. SSC type.
 - b. SSC Hall ticket number.
 - c. SSC passed year and click " Proceed ".

OTHER STATE STUDENT REGISTRATION FORM FOR THE ACADEMIC YEAR (2017-18)

Aadhar Details


Aadhar No : 278111898794

Name : Konda Rohini Kumar

Father Name : S/O Murthy

DOB : 21-04-1992

Address : - 17-210-7,Kanuri Nagac,521366,Krishna,Pedana



SSC Pass Type : AP Regular AP Supplementary CBSE ICSE Other Board AP Open School Oriental SSC Direct Degree TS-Regular TS-Supplementary OTS Open School

SSC Hall Ticket No:

SSC Pass Year:

Proceed

5. Enter the personal details of the student .(mandatory * mark fields)

5.1. Other State Students

Permanent Address

District : * VISAKHAPATNAM

Mandal : * GAJUWAKA (URBAN)

Habitation : No Habs Available - 3831234

Door/House Number : * ST_JOHNS ROAD

Village : * Gajuwaka (Urban)-1

Street/Land Mark : *

PinCode : * 500026

Communication Address

State : * MANIPUR

Mandal : * dsfdfsdf

Street/Land Mark : * dfdsfdf

Door/House Number : * dsfdfsdf

District : * fdfdsfd

Village : * dfdsdf

PinCode : * 343243

Other Details

Mobile No : *

Confirm Mobile No : *

Email : * *****

Confirm Email : * rohinies37@gmail.com

Parents/Gurdian Contact No : *

Confirm Parents/Gurdian 1111111111

5.2. Telangana Students to enter the academic details & upload the respective certificates.

Admission details

District : * BHADRADRI KOTHAGUDEM

Mandal : * ANNAPUREDDYPALLI

College Name : * A P S W RESIDENTIAL JR COLLEGE BOYS-19106

College Admission No. : * 343243

Date of Admission : * 01/06/2017

Course/Group : * BPC

Year of Study : * 2

School/College Study Certificates Upload

From Class School/College	To Class School/College	Certificates upload School/College	
7th Class	9th Class	Browse...	No file selected.
10th Class	Diploma/Integrated Coi	Browse...	No file selected.
-Select-	-Select-	Browse...	No file selected.
-Select-	-Select-	Browse...	No file selected.
-Select-	-Select-	Browse...	No file selected.
-Select-	-Select-	Browse...	No file selected.
-Select-	-Select-	Browse...	No file selected.

Scholarship Details

6. Enter all the Scholarship details of the student . (mandatory * mark fields)

Personal Details Scholarship Details

STUDENT REGISTRATION FORM FOR THE ACADEMIC YEAR (2017-18)

College Communication Details

College Category : * IIT
College Name : * Indian Institute of Information Technology, Design & Man
College Email : * rohites37@gmail.com
College Address : * Jabalpur
College Phone No. : * 2342434343
Fax No. : *

Admission details

College Admission No. : * erfregjre34r534
Date of Admission : * 01/06/2017
Course/Group : * btretr
Course Year : * 2
Admission Type : * Management Quota
Name of the HOD : *
HOD Mobile No. : *
HOD Landline No. : *
HOD Email : *

Fee Structure details

Tuition Fee : * 454545
Special Fee : * 54545
Other Fee : * 454543
Exam Fee : * 4545

Tuition Fee : * 454545
Special Fee : * 54545
Other Fee : * 454543
Exam Fee : * 4545

Caste Certificate Details

Mee Seva No. of Caste Certificate : * Mee Seva No. of Caste Certificate no. Get Caste Details

Ration Card Details

Ration Card No. :

Income Certificate Details

Mee Seva of Income Certificate No. : * Mee Seva No. of Income Ce Get Details

Student Bank Account Details

Bank IFSC Code : * IFSC Code
Bank Account No. : *
Bank Details :
Confirm Bank Account No. : * Confirm Bank Account No

College Bank Account Details

Bank IFSC Code : * IFSC Code
Bank Account No. : *
Bank Details :
Confirm Bank Account No. : * Confirm Bank Account No

Save

7. When the student clicks“Save” button , all the details to display in single page.

VIEW/PRINT OTHER STATE STUDENT REGISTRATION FOR THE ACADEMIC YEAR (2017-18)

Personal Details

Applicant Id :	201707793584			
Aadhar No:	493530756803			
SSC Details :	1538112378, 2015,			
Applicant Name :	LONDA RATNA RAJ			
Father Name:	LONDA YELLAIAH	Mother Name:	LONDA SURYAKANTHAM	
Gender:	Male	Date Of Birth:	09-08-2000	
Religion:	Hindu	Caste/Sub-Caste:	SC/Mala	
Mother tongue:		Nationality:	Indian	
Mobile No:	8074052106	Email:	londaratnaraj@gmail.com	
Parent/Husband Occupation:		Parents/Gurdian Contact No:	9676644664	
Address:	7-5,SC COLONY Vemulapudi Village, NARSIPATNAM Mandal., Visakhapatnam Dist. - 531117			
Identification Marks 1:	--			
Identification Marks 2:	--			

Student Communication Details

8. All the details to display in single page.

1. Take print of the application form
2. Student to sign
3. Student to get the Signature of HOD.

Cast:	MALA (SC)	Applicant Name:	LONDA RATNA RAJ
District:	VISAKHAPATNAM-03	Father Name:	LONDA YELLAIAH
Mandal:	NARSIPATNAM-17	MRO Name:	V.V.RAMANA

Ration/Income Certificate Details

Ration Card No.:	WAP031702500365	Gender:	Male
Ration Card SNo:	2854402115473	Age:	8
Member Name:	Londa Ratnaraju	Annual Income:	15000
Address:	Main Street, Main Street_1(V), Vemulapudi, Narsipatnam, Visakhapatnam		

Student Bank Details

Bank Account No:	35080461741	Bank IFSC Code:	SBIN0000886
Bank Details:	NARSIPATNAM, State Bank Of India, Visakhapatnam Dist.		

2

Signature of the Student

1

Print Information

3

Signature of the HOD

9. Student to upload the signed application form
 1. Go to services & click upload application form
 2. Browse & upload the certified application form
 3. Click Submit

Student have to post the application form to the Director of Social welfare, Andhra Pradesh

For tracking, student to enter the Post tracking id obtained at the time of posting the application

Home

Services ▾

User Services ▾

Logout

OTHER STATE UPLOAD STUDENT APPLICATION FORM & POSTAL DETAILS

Upload Student Application Form Certified by College Principal/HOD *

Upload Student Application Form Signed by College Principal/HOD

India Post Tracking Id *

Submit

10. To upload attendance,

Go to services & Click on Upload attendance.

1. Select Month from the list
2. Enter no of working days
3. Enter no of days present
4. Upload the attendance sheet certified by the principal
5. Click Submit to upload the attendance

The screenshot displays the 'Upload Attendance' page in the JnanaBhumi system. The left sidebar contains navigation options: Home, Services (highlighted with a red box and arrow), User Services, and Logout. The main content area is titled 'Upload Attendance' and features a 'Select Month:' dropdown menu currently set to 'June -2017'. Below this, a section titled 'Enter The Details For Selected Month' contains two input fields: 'No. of Working Days' and 'No. of Present Days'. To the right of these fields is a file upload section for 'Upload Attendance Sheet*' with a 'Browse...' button and a 'Submit' button. Red annotations include a box around 'Services' with an arrow pointing to the page title, and numbers 1, 2, 3, and 4 pointing to the month dropdown, the working days field, the present days field, and the submit button, respectively.